

Year: XIX

ISSUE: 175

Volume: 225

Nepal Telecommunications Authority

Telecommunication Indicators

Shrawan, 2080 (17 July-17 August, 2023)

P.O. Box No. 9754
Jamal, Kathmandu, Nepal
Phone No.: +977-1-5355474
Fax No.: +977-1-5355250
E-mail: ntra@nta.gov.np, info@nta.gov.np
Website: www.nta.gov.np

Published on
Mangsir, 2080

Contents

1. Voice Telephony.....	3
1.1 Subscription of Voice Telephony Service.....	3
1.2 Service wise Market Proportion of Voice Service (Based on Subscription)	3
1.3 Operator-wise Market Proportion of Voice Service (Based on Sim Subscription)	4
1.4 Population Penetration (%) of Voice Service (Based on Subscription).....	4
2. Internet Service.....	5
2.1 Subscription of Broadband Internet Service	5
2.2 Market Proportion of Data Service (Technology-wise).....	5
2.3 Market Proportion of Mobile Broadband Service (Based on Sim Subscription).....	6
2.4 Population Penetration of Broadband Service (Based on Subscription).....	6
2.5 Number of Subscribers (Fixed Internet Services).....	7
2.6 Market proportion of Fixed Broadband service (Operator-wise).....	8
2.7 Technology used in Broadband Service.....	8

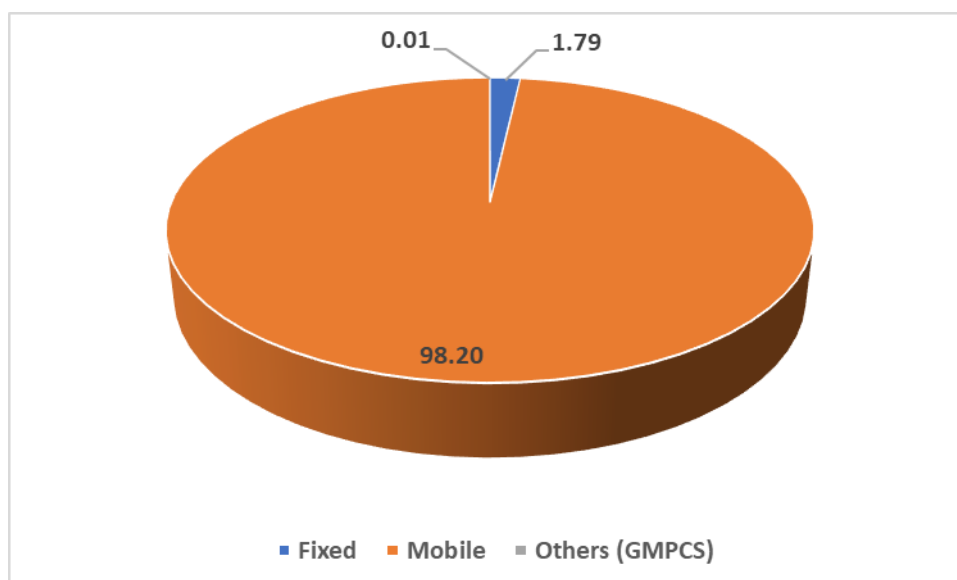
1. Voice Telephony

1.1 Subscription of Voice Telephony Service

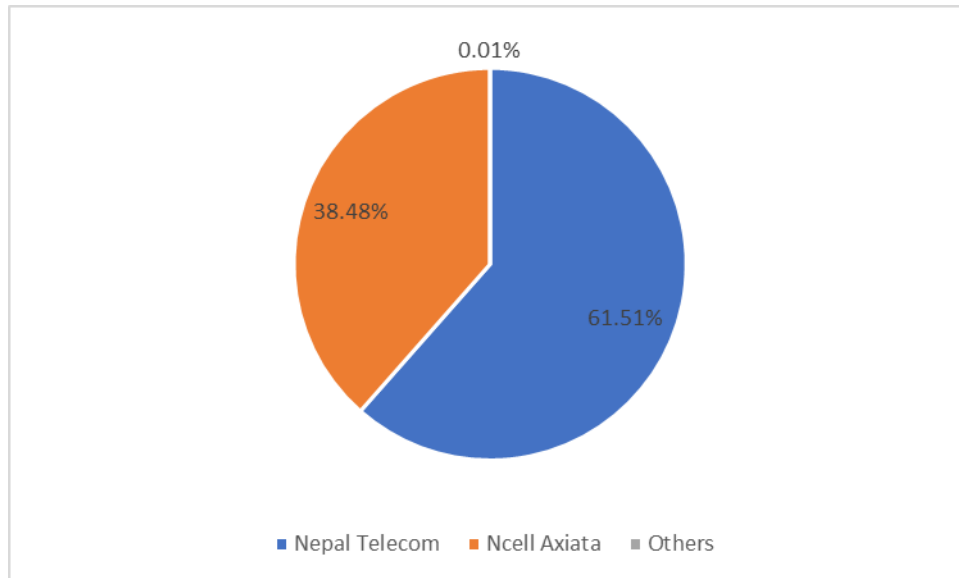
Operator	Service	Technology	Koshi Province	Madhesh Province	Bagamati Province	Gandaki Province	Lumbini Province	Karnali Province	Su.Pa. Province	Total	
Nepal Telecom	Fixed	PSTN								301,223	618,084
		FTTH Voice								316,775	
		VSAT								86	
		WLL#									
Ncell Axiata Ltd.	Mobile	CDMA#									33,821,156
		GSM/IMT								20,566,510	
		GSM/IMT								13,254,646	
Others	GMPCS	GMPCS								2,986	2,986
Total										34,442,226	34,442,226
Voice Telephony Service		Population Penetration (%)					Market Proportion (%)				
Fixed		2.12					1.79				
Mobile		115.97					98.20				
GMPCS		0.01					0.01				
Total		118.10					100.00				

Population Projection (2011-2031): 2,91,64,578 (Source: cbs.gov.np)
 # CDMA/ WLL service phased out by Nepal Telecom from Shrawan, 2080.

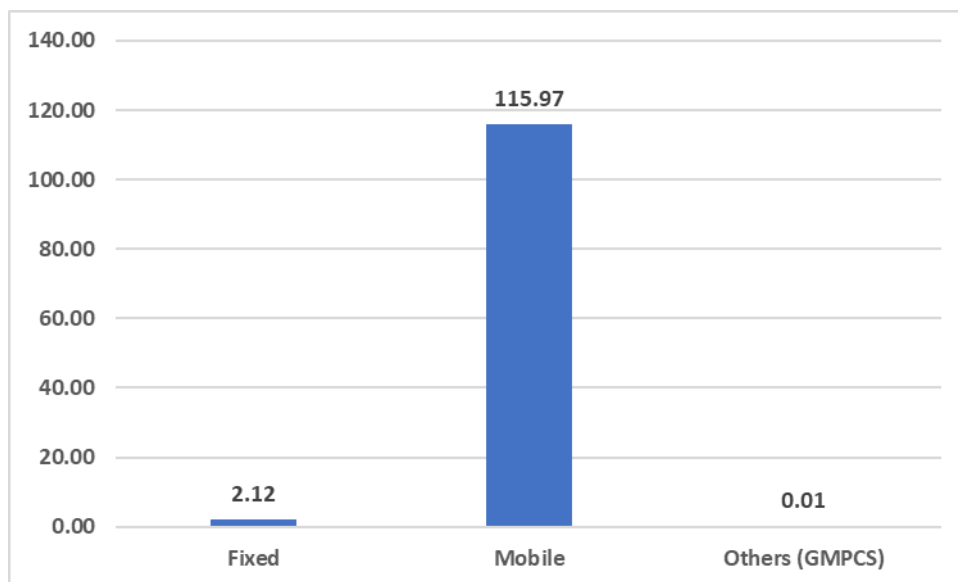
1.2 Service wise Market Proportion of Voice Service (Based on Subscription)



1.3 Operator-wise Market Proportion of Voice Service (Based on Sim Subscription)



1.4 Population Penetration (%) of Voice Service (Based on Subscription)



2. Internet Service

2.1 Subscription of Broadband Internet Service

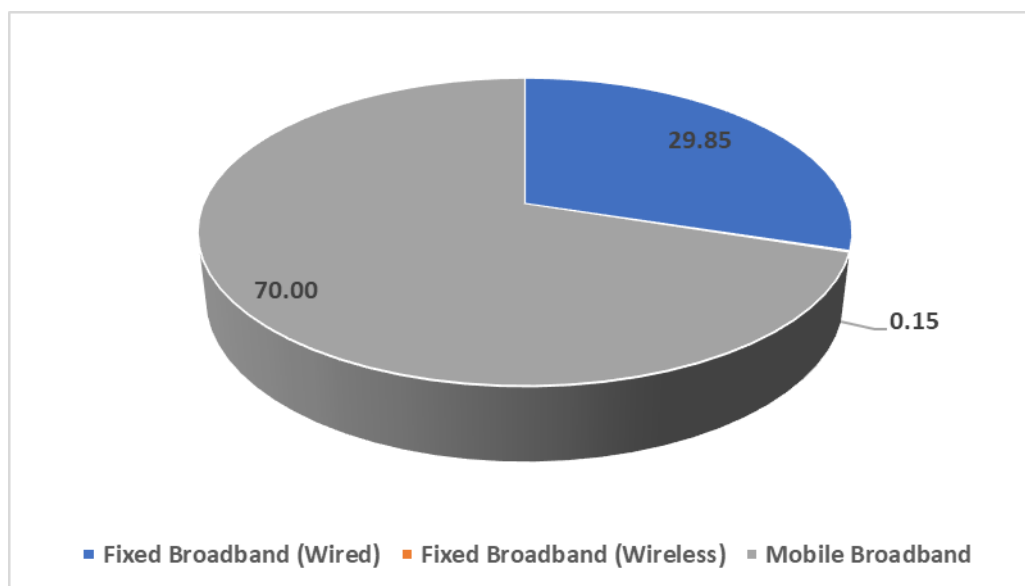
Services		Users			Total
		Nepal Telecom	Ncell Axiata	ISPs	
Fixed Broadband (Wired)	ADSL/Cable	171,195	-	5,786	176,981
	FTTH	1,114,748	-	10,636,637	11,751,384
Fixed Broadband (Wireless)	Radio (WIFI)	-	-	59,943	59,943
Mobile Broadband	3G	5,920,814	1,797,470	-	7,718,284
	4G	13,197,114	7,056,925	-	20,254,039
	EVDO				-
Total		20,403,870	8,854,395	10,702,366	39,960,631
Broadband Services		Population Penetration (%)		Market Proportion (%)	
Fixed Broadband (Wired)		40.72		29.85	
Fixed Broadband (Wireless)		0.20		0.15	
Mobile Broadband		95.50		70.00	
Total Broadband Service		136.42		100	

Note: Data/Internet Service through GPRS Service is excluded in Broadband subscription.

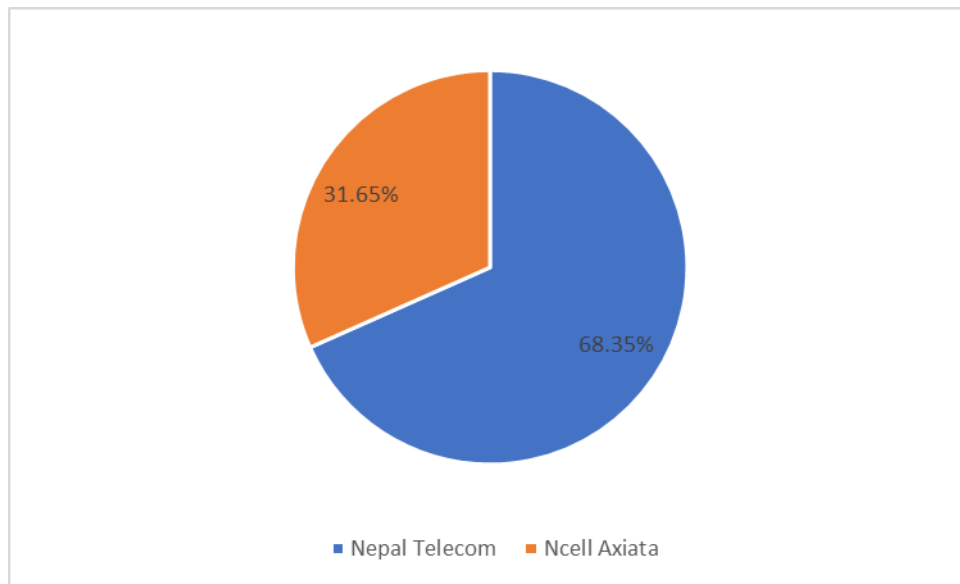
1 Connection equal to 4.37 subscribers for fixed broadband (Source: cbs.gov.np)

EVDO service phased out by Nepal Telecom from Shrawan, 2080.

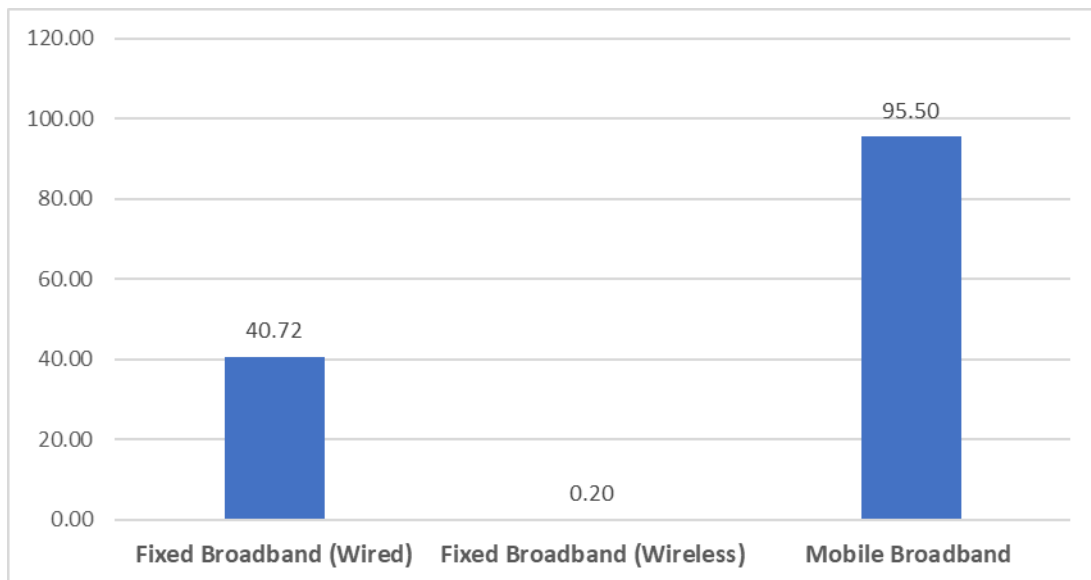
2.2 Market Proportion of Data Service (Technology-wise)



2.3 Market Proportion of Mobile Broadband Service (Based on Sim Subscription)



2.4 Population Penetration of Broadband Service (Based on Subscription)

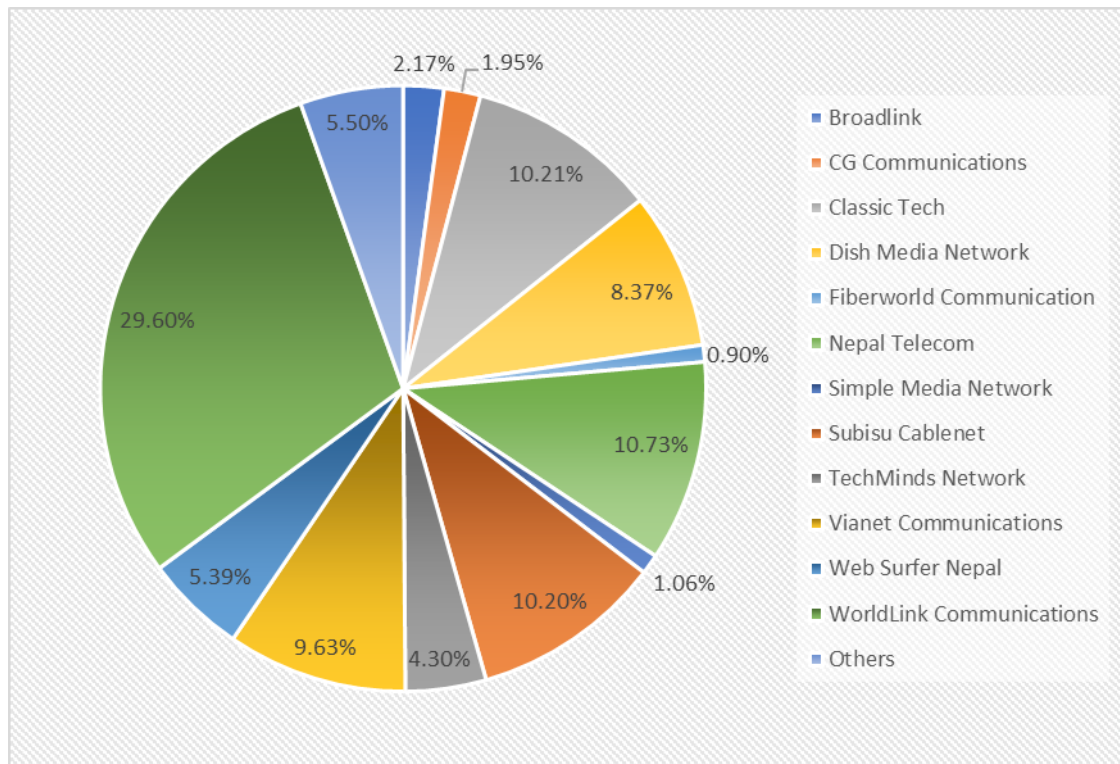


2.5 Number of Subscribers (Fixed Internet Services)

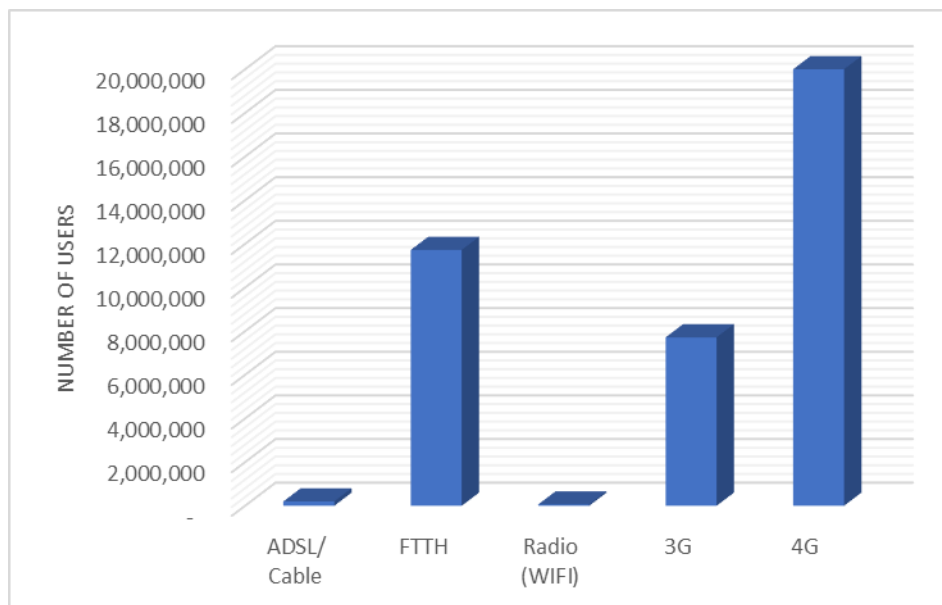
S. N.	Operator	Fiber	ADSL/ Cable	Wireless	Total
1	Arrownet Pvt. Ltd., Tripureshwor, Kathmandu*	13,798		74	13,872
2	Broadlink Network & Communication Limited, Kathmandu*	59,256		150	59,406
3	CG Communications Ltd.*	53,526			53,526
4	Classic Tech Pvt. Ltd., Baneshwor, Kathmandu*	279,311		703	280,014
5	DG Link Network Pvt. Ltd., Tanahun*	645			645
6	Dish Media Network Ltd., Kathmandu*	229,646			229,646
7	Eastlink Technology Pvt. Ltd., Tripureshwor, Kathmandu*	6,043			6,043
8	Fiberworld Communication Pvt Ltd, Nawalparasi*	24,745			24,745
9	First Link communication Pvt.Ltd*	11,270			11,270
10	Konnect Nepal Network Nepal*	18,510		60	18,570
11	Nepal Doorsanchar Company Limited (Nepal Telecom)	255,091	39,175		294,266
12	Net Max Technologies P. Ltd, Anamnagar, Kathmandu*	8,467		91	8,558
13	Oasis Broadband Internet Pvt. Ltd., Kamaladi, Kathmandu	592		2	594
14	Pokhara Internet Pvt. Ltd., Pokhara, Kaski*	9,814		284	10,098
15	Simple Media Network Pvt.Ltd., Kathmandu*	29,055			29,055
16	Subisu Cablenet Ltd. Baluwatar, Kathmandu	276,900	52	2,827	279,779
17	TechMinds Network Pvt.Ltd., Narayangarh, Chitwan	116,855		1,125	117,980
18	Vianet communications Limited, Jawalakhel, Lalitpur*	264,083			264,083
19	Web Surfer Nepal Communication. System Pvt. Ltd Kathmandu*	145,857		2,044	147,901
20	WorldLink Communications Ltd. Jawalakhel, Lalitpur	811,342	32	623	811,997
	Others	74,298	1,240	5,734	81,272
	Total	2,689,104	40,499	13,717	2,743,320

* Data for Shrawan, 2080 are similar to that of Asar, 2080.

2.6 Market proportion of Fixed Broadband service (Operator-wise)



2.7 Technology used in Broadband Service



Contact:

Nepal Telecommunications Authority
 Jamal, Kathmandu
 Phone No.: +977-1-5355474
 Fax No.: +977-1-5355250
 E-mail: info@nta.gov.np, ntra@nta.gov.np