

## **Notice:**

NTA is in the process of modifying the format of MIS published on a monthly basis. Now onwards NTA will publish the glimpse of data every month with the title “**Telecommunications Indicators**” whereas detailed data of the sector will be published every three months interval with the title “**Telecommunications Insight**”.

If you have any suggestion/feedback, please contact us.

### **Contact:**

Nepal Telecommunications Authority  
Jamal, Kathmandu  
Phone No.: +977-1-5355474  
Fax No.: +977-1-5355250  
E-mail: [info@nta.gov.np](mailto:info@nta.gov.np), [ntra@nta.gov.np](mailto:ntra@nta.gov.np)

**Nepal Telecommunications Authority**

# **Telecommunication Indicators**

**Baishakh, 2080 (14 April-14 May, 2023)**

P.O. Box No. 9754  
Jamal, Kathmandu  
Phone No.: +977-1-5355464  
Fax No.: +977-1-5355250  
E-mail: [ntra@nta.gov.np](mailto:ntra@nta.gov.np), [info@nta.gov.np](mailto:info@nta.gov.np)  
URL: [www.nta.gov.np](http://www.nta.gov.np)

Published on  
Bhadra, 2080

## Contents

1. Voice Telephony.....	3
1.1 Subscription of Voice Telephony Service .....	3
1.2 Service wise Market Proportion of Voice Service (Based on Subscription) .....	3
1.3 Operator-wise Market Proportion of Voice Service (Based on Sim Subscription) .....	4
1.4 Population Penetration (%) of Voice Service (Based on Subscription).....	4
2. Internet Service.....	5
2.1 Subscription of Broadband Internet Service .....	5
2.2 Market Proportion of Data Service (Technology-wise).....	5
2.3 Market Proportion of Mobile Broadband Service (Based on Sim Subscription).....	6
2.4 Population Penetration of Broadband Service (Based on Subscription).....	6
2.5 Number of Subscribers (Fixed Internet Service .....	7
2.6 Market proportion of Fixed Broadband service (Operator-wise).....	7
2.7 Technology used in Broadband Service .....	8

# 1. Voice Telephony

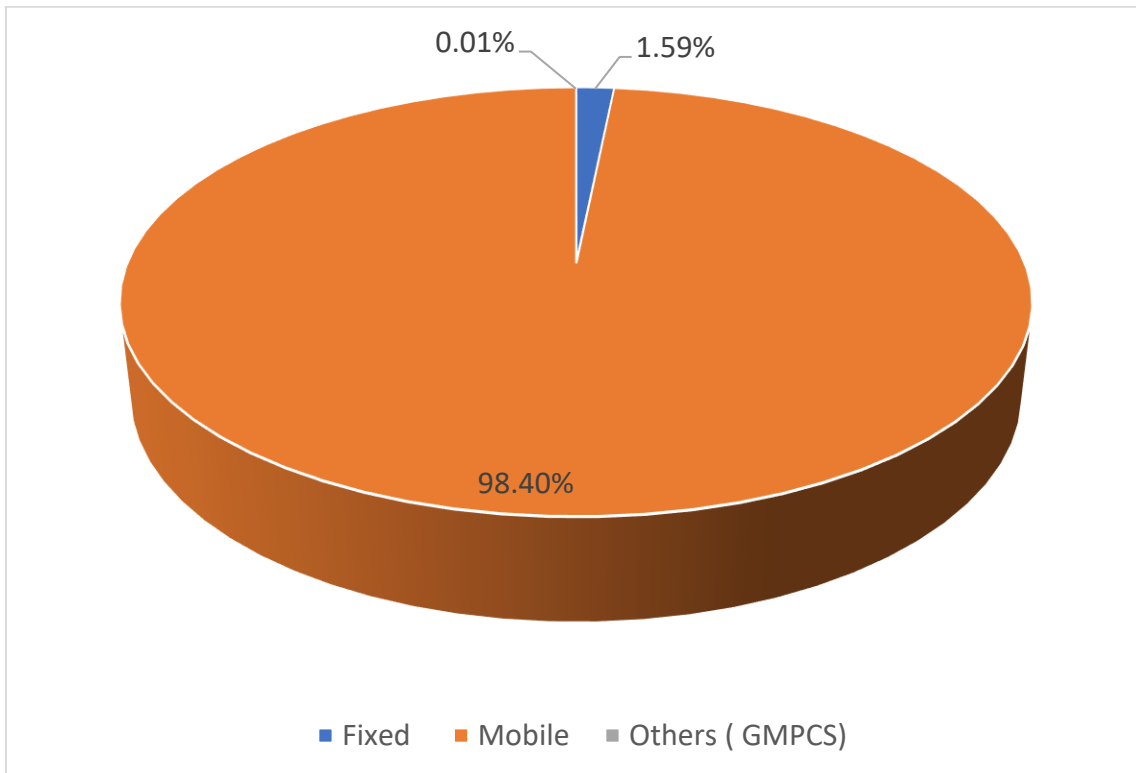
## 1.1 Subscription of Voice Telephony Service

Operator		Technology	KP	MP	BP	GP	LP	KP	SP	Total	
Nepal Doorsanchar Company Ltd.	Fixed	PSTN								430,741	547,737
		VSAT								86	
		WLL								116,910	
Ncell Axiata Ltd.	Mobile	CDMA								319,610	33,837,513
		GSM/IMT								20,045,107	
		GSM/IMT								13,472,796	
Others	Others	GMPCS								2,986	2,986
<b>Total</b>										<b>34,388,236</b>	
<b>Services</b>											
<b>Fixed</b>										<b>1.88</b>	
<b>Mobile</b>										<b>116.02</b>	
<b>Others ( GMPCS)</b>										<b>0.01</b>	
<b>Total</b>										<b>117.91</b>	

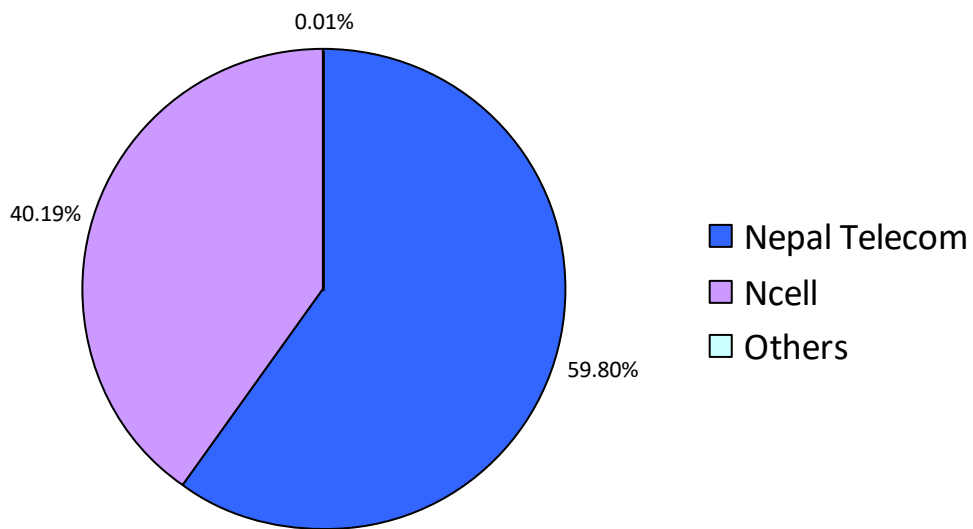
Population Projection (2011-2031) ) 2,91,64,578 (Source: cbs.gov.np)

\*KP= Koshi Province, MP=Madhesh Province, BP=Bagmati Province, GP=Gandaki Province, LP=Lumbini Province, KP=Karnali Province, SP=Sudurpaschim Province

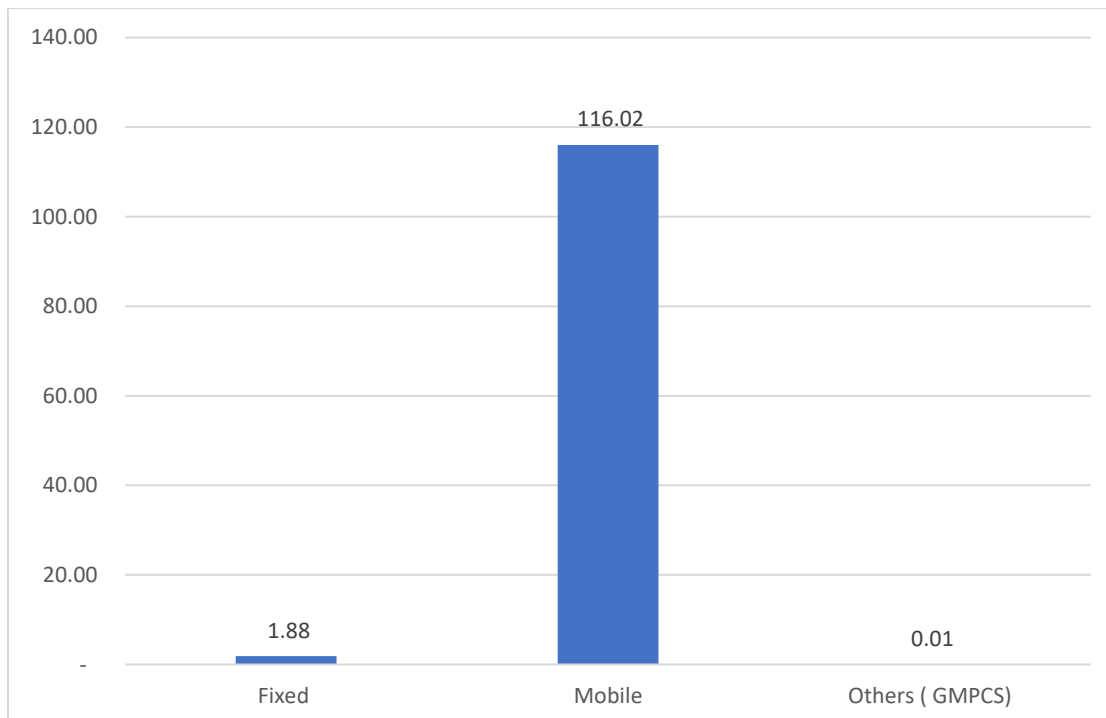
## 1.2 Service wise Market Proportion of Voice Service (Based on Subscription)



### 1.3 Operator-wise Market Proportion of Voice Service (Based on Sim Subscription)



### 1.4 Population Penetration (%) of Voice Service (Based on Subscription)



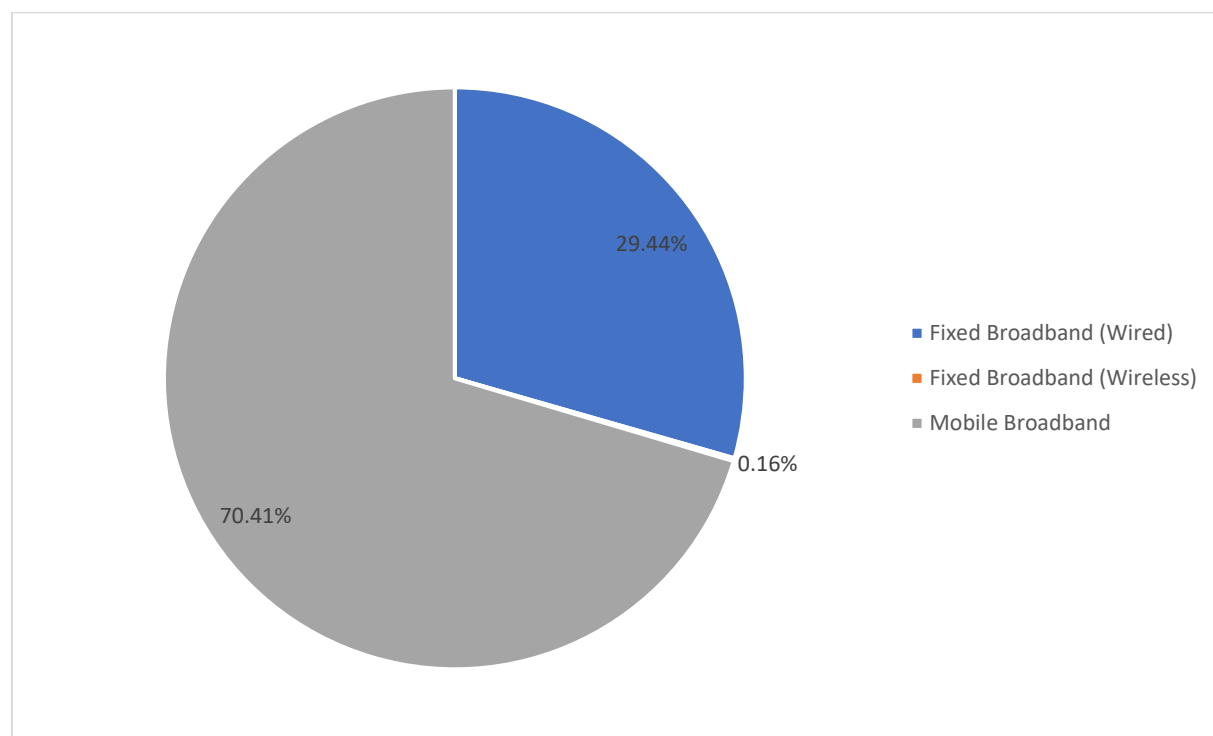
## 2. Internet Service

### 2.1 Subscription of Broadband Internet Service

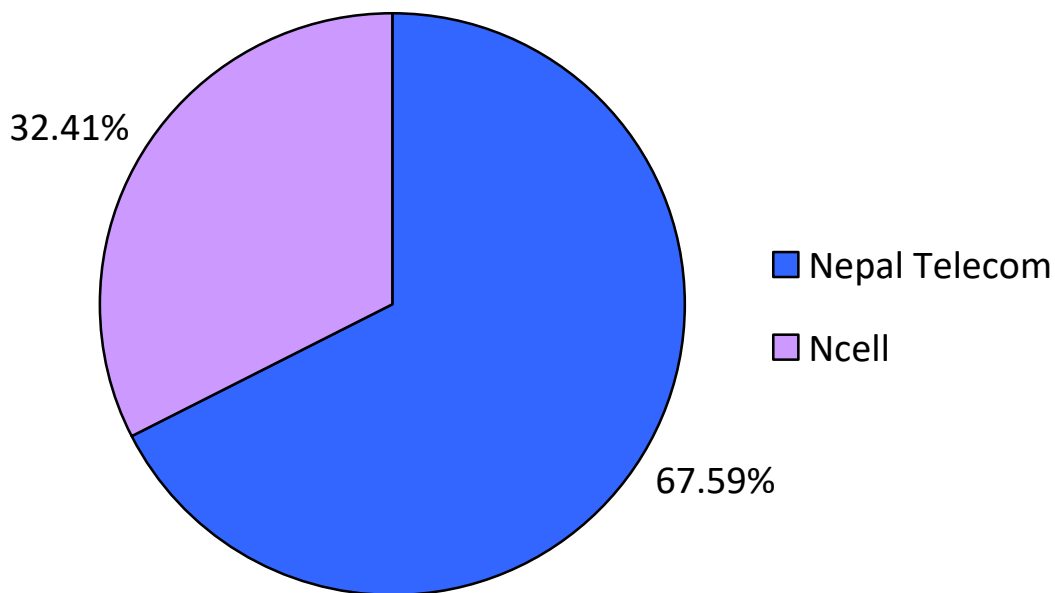
Services		Subscribers			Total
		Nepal Telecom	Ncell Axiata	ISPs	
Fixed Broadband (Wired)	ADSL #	236,390	-	-	236,390
	Cable/FTTH #	1,024,852	-	10,307,803	11,332,655
	Internet Leased Line				-
Fixed Broadband (Wireless)	Radio (WIFI) #			62,080	62,080
	WiMAX #				-
Mobile Broadband	3G	5,931,219	1,822,042		7,753,261
	4G	12,679,018	7,102,471		19,781,489
	EVDO	136,573			136,573
<b>Total</b>		<b>20,008,052</b>	<b>8,924,513</b>	<b>10,369,883</b>	<b>39,302,448</b>
<b>Services</b>					<b>Subscription (%)</b>
Fixed Broadband (Wired) #					39.67
Fixed Broadband (Wireless) #					0.21
Mobile Broadband					94.88
<b>Total Broadband (%)</b>					<b>134.76</b>

**Note:** Data/Internet Service through GPRS Service is excluded in Broadband subscription  
 # 1 Connection equal to 4.37 subscribers for fixed broadband (Source: cbs.gov.np)

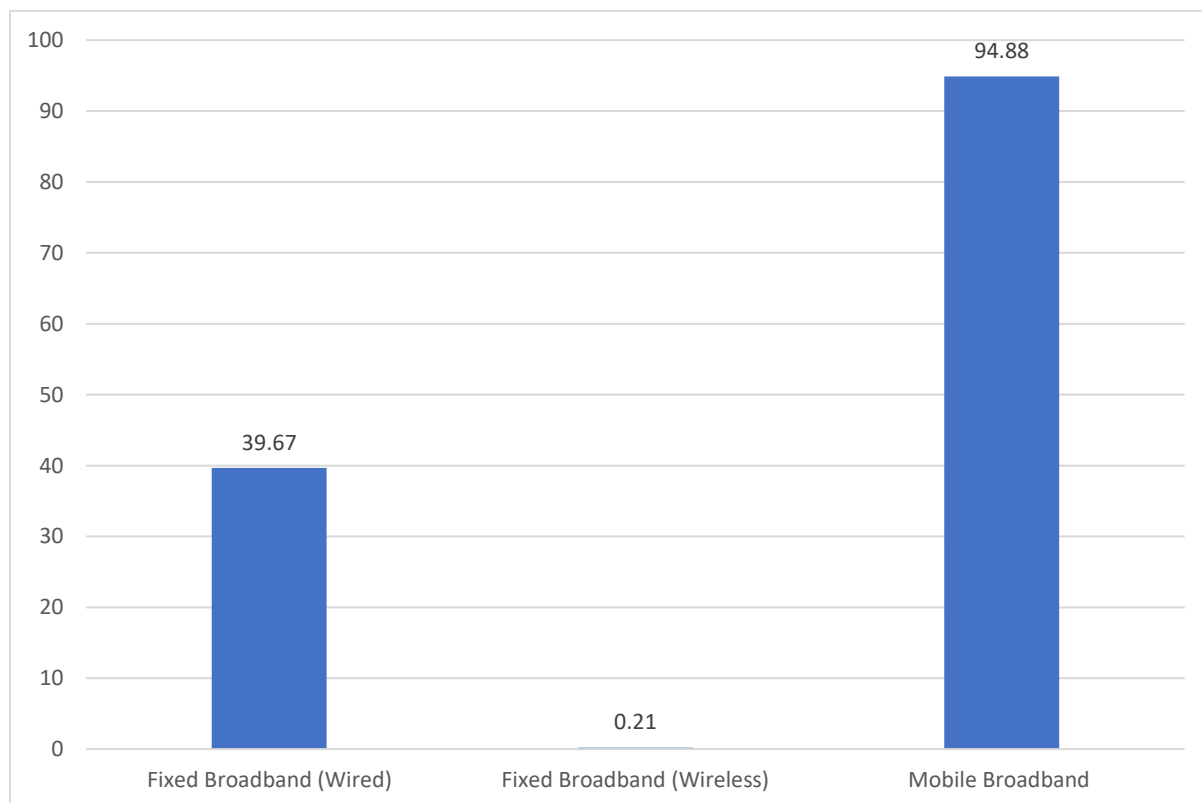
### 2.2 Market Proportion of Data Service (Technology-wise)



### 2.3 Market Proportion of Mobile Broadband Service (Based on Sim Subscription)



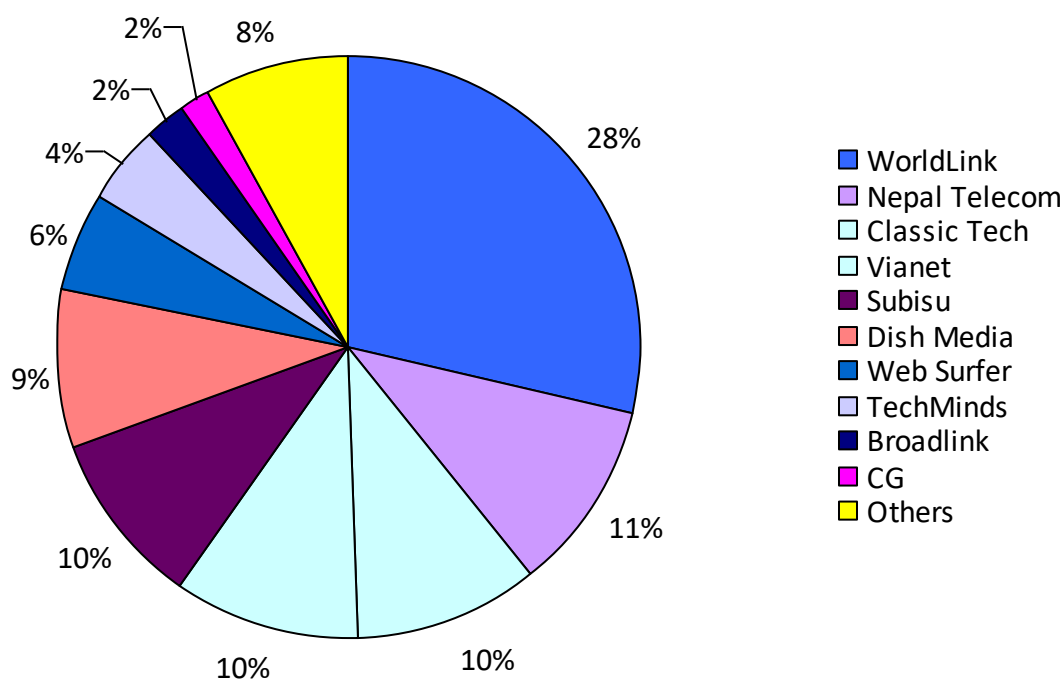
### 2.4 Population Penetration of Broadband Service (Based on Subscription)



## 2.5 Number of Subscribers (Fixed Internet Service)

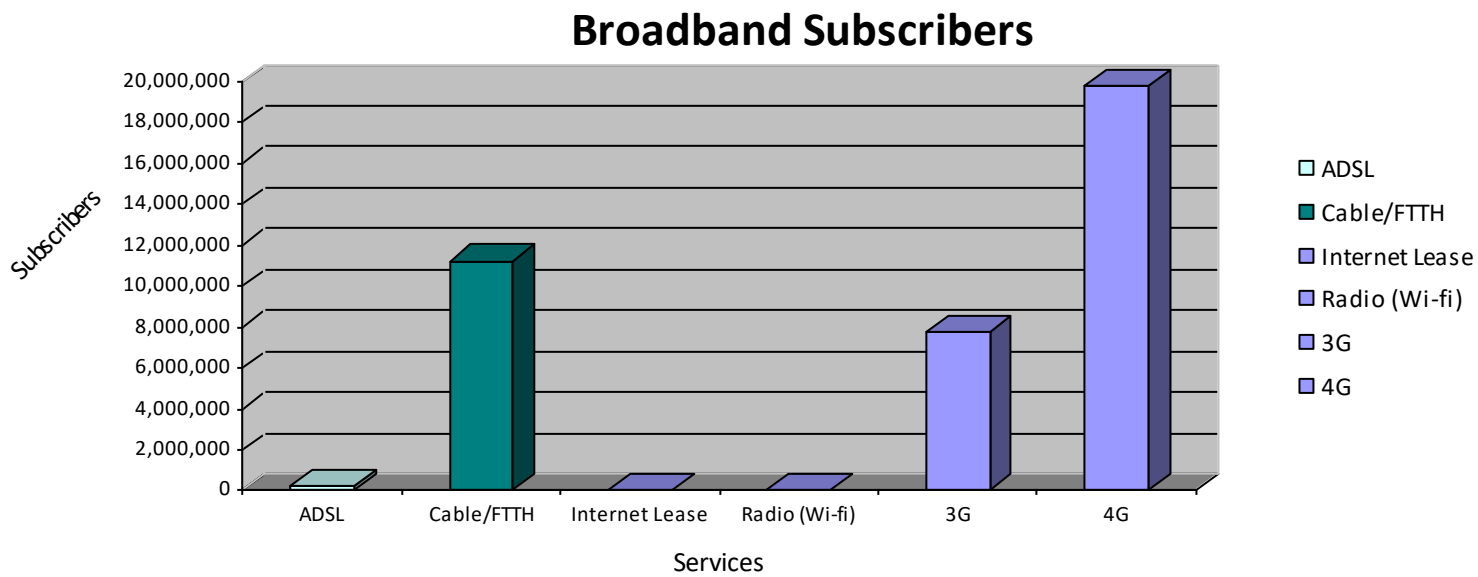
S. N.	Operator	Wireless	Cable	Fiber	Total
1	WorldLink Communications Ltd. Jawalakhel, Lalitpur	107	103	752,363	752,573
2	Nepal Doorsanchar Company Limited	-	54,094	234,520	288,614
3	Classic Tech Pvt. Ltd., Baneshwor, Kathamandu	704	-	269,329	270,033
4	Vianet communications Ltd., Jawalakhel, Lalitpur	-	-	264,083	264,083
5	Subisu Cablenet Ltd. Baluwatar, Kathmandu	3,435	277	251,682	255,394
6	Dish Media Network Ltd., Kathmandu	-	-	229,646	229,646
7	Web Surfer Nepal Communication. System Pvt. Ltd Kathmandu	2,038	-	145,409	147,447
8	TechMinds Network Pvt.Ltd., Narayangarh, Chitwan*	1,573	-	113,885	115,458
9	Broadlink Network & Communication Ltd., Kathmandu	102	-	63,230	63,332
10	CG Communications Ltd	-	-	47,184	47,184
11	Simple Media Network Pvt.Ltd., Kathmandu	-	-	29,055	29,055
12	Fiberworld Communication Pvt Ltd,Nwalparasi	-	-	24,745	24,745
13	Konnect Nepal Network Nepal*	60	-	18,510	18,570
14	Arrownet Pvt. Ltd. , Tripureshwor, Kathmandu	78	-	18,841	18,919
15	First Link communication Pvt.Ltd*	-	-	16,355	16,355
16	Max Net Solutions Pvt. Ltd.*	-	-	12,500	12,500
17	Pokhara Internet Pvt. Ltd., Pokhara, Kaski	284	-	9,814	10,098
18	Loop Networks Pvt.LTd, kathmandu*	113	-	9,784	9,897
19	Net Max Technologies P. Ltd, Anamnagar, Kathmandu*	91	-	8,467	8,558
20	Eastlink Technology Pvt. Ltd., Tripureshwor, Kathamandu*	-	-	6,043	6,043
	Others	5,621	1,240	52,014	58,875
	<b>Total</b>	<b>14,206</b>	<b>55,714</b>	<b>2,577,459</b>	<b>2,647,379</b>

## 2.6 Market proportion of Fixed Broadband service (Operator-wise)





## 2.7 Technology used in Broadband Service



### **Contact:**

Nepal Telecommunications Authority

Jamal, Kathmandu

Phone No.: +977-1-5355474

Fax No.: +977-1-5355250

E-mail: [info@nta.gov.np](mailto:info@nta.gov.np), [ntra@nta.gov.np](mailto:ntra@nta.gov.np)