


X Year   Issue 57<sup>th</sup>   Vol. 105

Shrawan, 2070 (16 July -16 August, 2013)

# Nepal Telecommunications Authority



## Management Information System

**Published in**  
**Shrawan, 2070 (October, 2013)**

**P.O. Box No. 9754**  
**Bluestar Office Complex**  
**Tripureshwor, Kathmandu, Nepal**  
**Tel.: +977-1-43101030-38**  
**Fax: +977-1-4101034**  
**E-mail: ntra@nta.gov.np, info@nta.gov.np**  
**URL: www.nta.gov.np**

## 1. Telecom Statistics at a glance (as of Shrawan, 2070, 16 August, 2013)

### 1.1 Available Voice Telephony Services

Services Operators	Fixed		Mobile		Others		Total
	PSTN	WLL	GSM	CDMA	LMS	GMPCS	
<b>NDCL</b>	642,754	123,057	7,584,113	956,754	-	-	<b>9,306,678</b>
<b>UTL</b>	-	72,473	-	-	650,814	-	<b>723,287</b>
<b>NCELL</b>	-	-	10,689,852	-	-	-	<b>10,689,852</b>
<b>STM*</b>	5,230	-	-	-	155	-	<b>5,385</b>
<b>NSTPL*</b>	-	2,950	-	-	146,748	-	<b>149,698</b>
<b>STPL</b>	598	-	-	-	773,882	-	<b>774,480</b>
<b>Others</b>	-	-	-	-	-	1,742	<b>1,742</b>
<b>Total</b>	<b>648,582</b>	<b>198,480</b>	<b>18,273,965</b>	<b>956,754</b>	<b>1,571,599</b>	<b>1,742</b>	<b>21,651,122</b>
	<b>847,062</b>		<b>19,230,719</b>		<b>1,573,341</b>		
Tele-Density							
<b>Services</b>					<b>Penetration Rate %</b>		
Fixed					3.20		
Mobile					72.58		
Others (LM, GMPCS)					5.94		
<b>Total</b>					<b>81.72</b>		

Population of Nepal 26,494,504 (Source: cbs.gov.np)

\* Those operators who do not submitted data for the month of Shrawan.

### 1.2 Data/Internet Services

Services	Subscribers				Total
	NDCL	UTL	NCELL	ISPs	
Dialup (PSTN +ISDN)	4,804	-	-	10,197	<b>15,001</b>
Wireless Modem, Optical Fibre Ethernet	-	-	-	60,560	<b>60,560</b>
Cable Modem	-	-	-	17,811	<b>17,811</b>
ADSL	115,927	-	-	-	<b>115,927</b>
GPRS,EDGE,WCDMA	3,140,174	-	3,551,043	-	<b>6,691,217</b>
CDMA 1X, EVDO	136,573	97,104	-	-	<b>233,677</b>
WiMAX	3,177	-	-	-	<b>3,177</b>
<b>Total</b>	<b>3,400,655</b>	<b>97,104</b>	<b>3,551,043</b>	<b>88,568</b>	<b>7,137,370</b>
<b>Internet Penetration Rate %</b>					<b>26.93</b>

### 1.3 Public Call Centres (PCO)

Services	Subscribers
Rural PCO's of STM Telecom Sanchar Pvt. Ltd.	2,050
Rural PCO's of SMART Telecom Pvt. Ltd.	598
<b>Total</b>	<b>2,648</b>

**NDCL- Nepal doorsanchar Company limited**

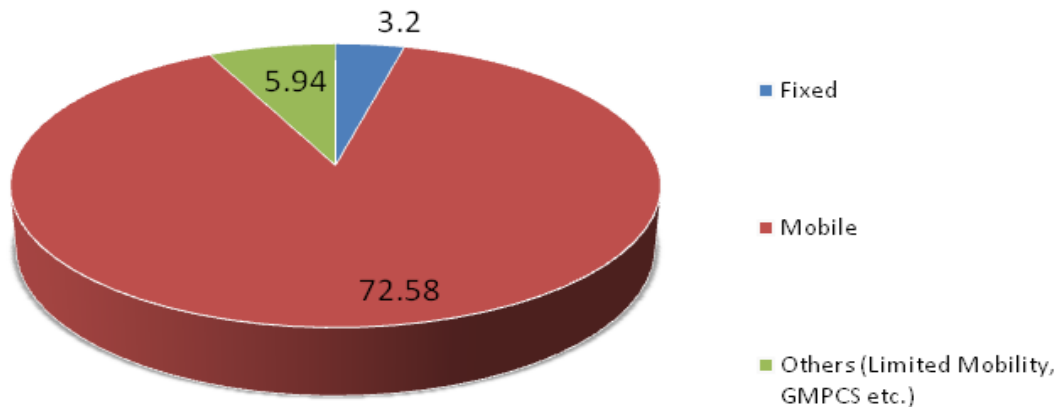
**UTL- United Telecom Limited**

**STM- STM Telecom Sanchar Pvt.Ltd**

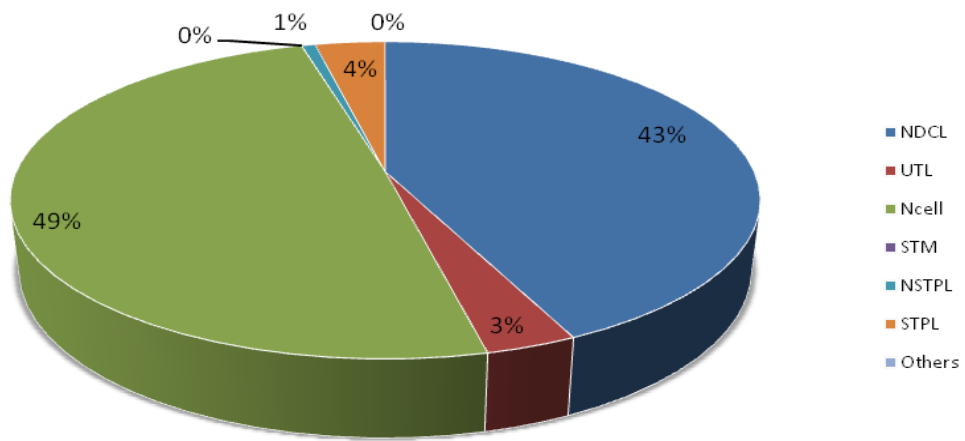
**NSTPL- Nepal Satellite Telecom Pvt.Ltd**

**STPL- Smart Telecom Pvt.Ltd**

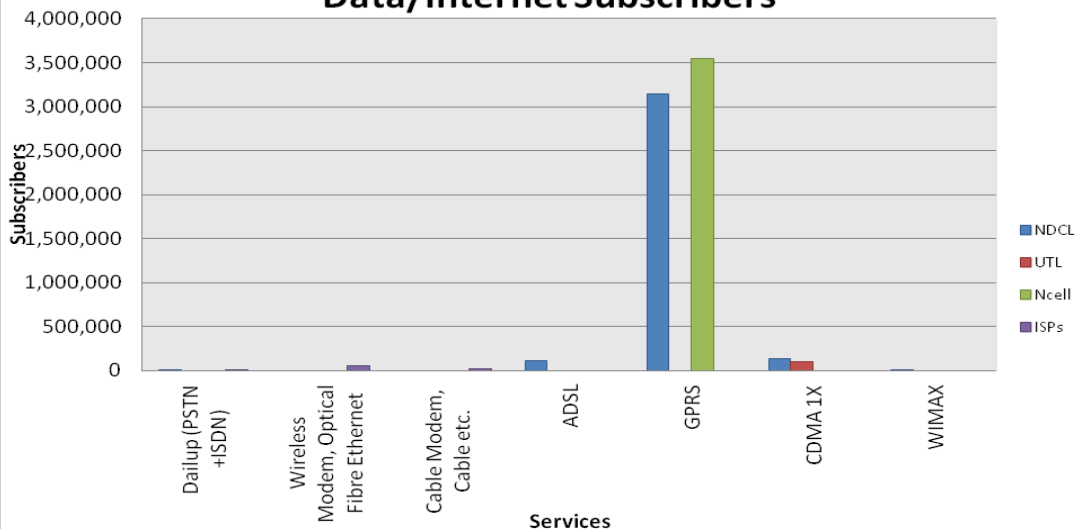
## Telephone Penetration Rate



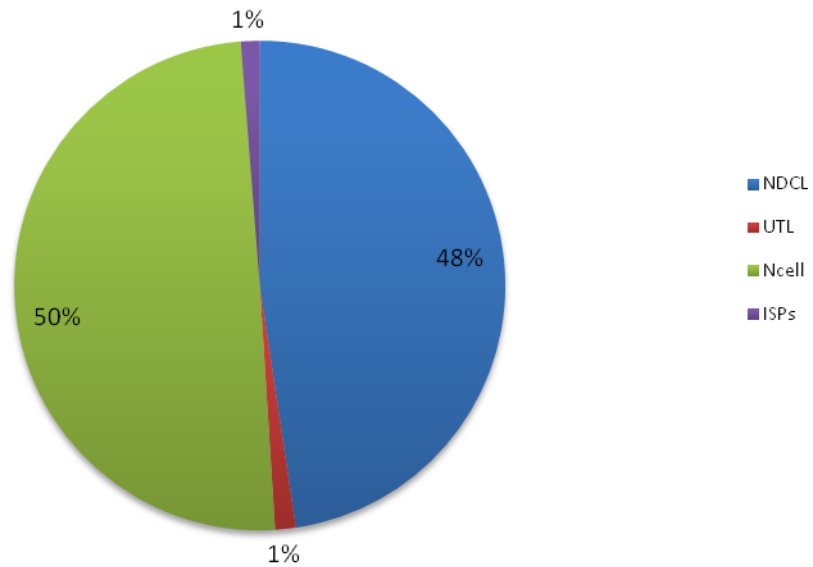
## Market Share of Telephone Subscribers



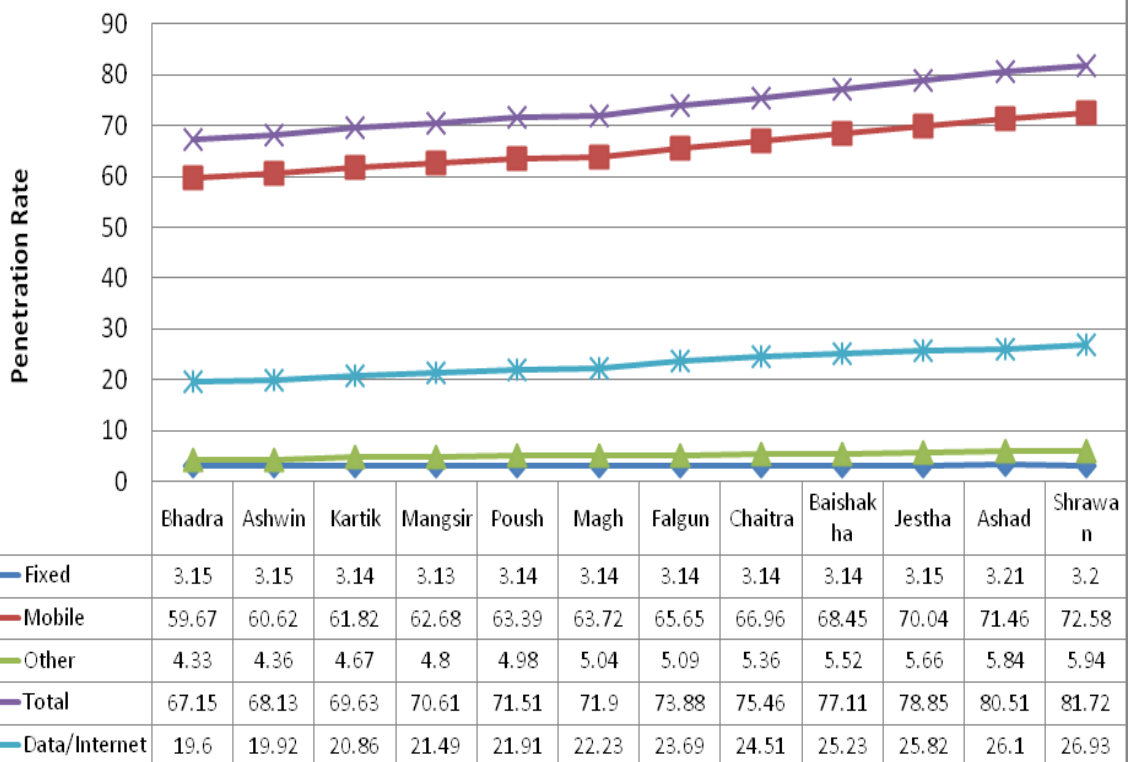
## Data/Internet Subscribers



### The market share of data/internet subscribers

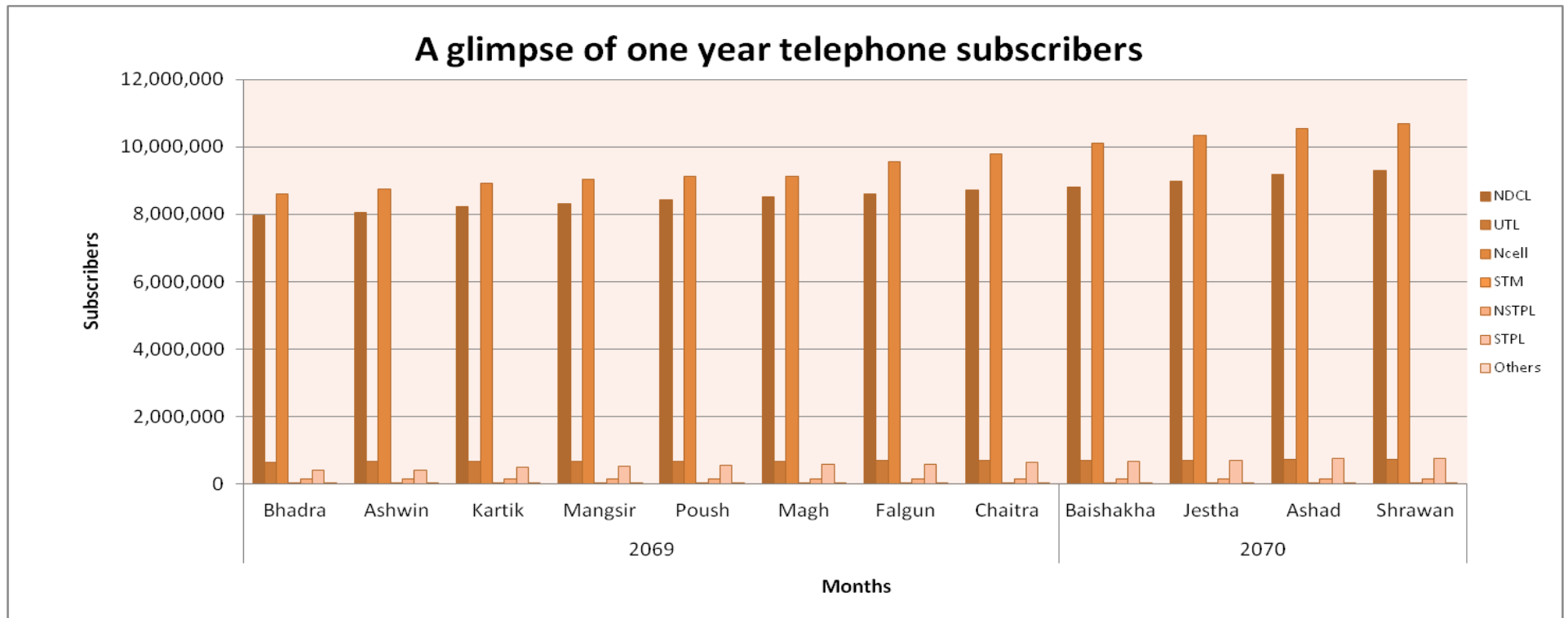


### Growth Trend of Voice Telephone and Data Service Penetration



### A glimpse of one year telephone subscribers

S.No.	Operators	2069								2070			
		Bhadra	Ashwin	Kartik	Mangsir	Poush	Magh	Falgun	Chaitra	Baishakha	Jestha	Ashad	Shrawan
1	NDCL	7,964,044	8,062,322	8,220,520	8,314,293	8,414,901	8,503,891	8,595,771	8,705,314	8,795,157	8,964,595	9,176,060	9,306,678
2	UTL	653,637	660,651	667,594	674,129	682,613	682,613	698,298	698,298	709,834	709,834	719,341	723,287
3	Ncell	8,603,223	8,757,281	8,912,643	9,045,751	9,133,305	9,133,305	9,553,404	9,790,860	10,096,130	10,346,794	10,526,798	10,689,852
4	STM	5,354	5,356	5,356	5,357	5,360	5,363	5,363	5,363	5,378	5,385	5,385	5,385
5	NSTPL	149,708	149,708	149,708	149,708	149,708	149,708	149,708	149,708	149,698	149,698	149,698	149,698
6	STPL	419,445	419,445	493,544	521,999	561,469	576,503	576,503	646,169	678,003	713,900	753,254	774,480
7	Others	1,742	1,742	1,742	1,742	1,742	1,742	1,742	1,742	1,742	1,742	1,742	1,742



#### 1.4 Quality of Service Report for the Month of Shrawan, 2070: N/A

#### 1.5 License issued by NTA ( As of Shrawan, 2070, 16 August, 2013)

S.No.	Name of the Services	Number of the licensee
1.	Basic Telecommunications	3
2.	Basic Telephone Service	1
3.	GSM Cellular Mobile	2
4.	Network Service Provider	7
5.	VSAT User	71
6.	Internet (With E-mail)	42
7.	GMPCS	2
8.	Rural Telecom Service	1
9.	Limited Mobility	83
10.	International Trunk Telephone	3
11.	Rural VSAT User	14
12.	Rural Internet Service Provider	5
13.	Pre-Paid Calling Card Service	1
	<b>Total</b>	<b>235</b>

\* Year wise licensing activity of NTA is shown in Appendix-1

## 2. NTA Activities

### 2.1 Type Approval Certificate:

The type approval certificates for 4 Temporary Mobile Handset Tablets, 8 Temporary Short Range Devices, 23 Temporary Mobile GSM and 5 Permanent Mobile has been issued during the month of Shrawan.

### 2.2 Foreign Currency Recommendation: Recommendation for Payment of Bandwidth Cost:

NTA, pursuant to section 35 of Telecommunication Act, 1997, recommended to MOIC to avail Foreign Exchange facility to the licensees for the payment of Bandwidth cost to an aggregated amount of NRs. 425,101,383.60 in the month of Shrawan.

### 2.3 Recommendation for Import of Telecommunications Equipment:

During the month of Shrawan recommendation for the import of Telecommunications equipment amounting to a total of NRs. 49,052,850.42 had been made by NTA.

### 2.4 Human Resource and Capacity Building:

**National Training, Seminar, Study and Observation Tours/Visit:**

S.No.	Program	Date	Place	Participant's Name
1.	To Inspect MOU between NTA and PEC	2070/04/23 to 2070/04/29	Pokhara	Binod Chandra Shrestha Assistant Director

## 3. NTA's Major Decisions during the month of Shrawan, 2070: N/A

#### 4. List of the members of Nepal Telecommunications Authority

S.No.	Members Name	Designation	Date of Appointment
1.	Mr. Girindra Raj Adhikari	Member	2065/09/17
2.	Mr. Mahesh Prasad Adhikari	Member	2068/11/04
3.	Mr. Anil Kumar Dhungel	Member	2068/11/04
4.	Mr Dhan Raj Gnyawali	Member	2068/08/19

**For Details Contact:**

**Mr. Arjun Ghimire**

**Deputy Director**

**Mr. Sandip Adhikari**

**Assistant Director**

**Consumer and Economic Analysis Section**

**Bluestar Office Complex,**

**Tripureshwor, Kathmandu**

**Phone No.: +977-1-4101030-38 (Ext. 243, 224)**

**Fax No.: +977-1-4101034**

**E-mail: aghimire@nta.gov.np, sadhikari@nta.gov.np**

**URL: www.nta.gov.np**

## NTA Licensing Activity at a glance as of 15 July 2013 (End of Ashad, 2070)

S. No.	Services	Fiscal Year														Total no. of License	License Cancelled	Existing no. of License
		056/57	057/58	058/59	059/60	060/61	061/62	062/63	063/64	064/65	065/66	066/67	067/68	068/69	069/70			
1	Basic Telecommunication	0	1	0	1	0	0	0	0	1	0	0	0	0	0	3	0	3
2	Basic Telephone Service	0	0	0	0	0	0	0	0	0	0	0	0	0	1	1	0	1
3	GSM Mobile	1	0	0	0	0	1	0	0	0	0	0	0	0	0	2	0	2
4	Network Service Provider	6	1	3	0	1	0	0	2	1	0	1	0	0	0	15	8	7
5	Pre-Paid Calling Card	0	0	0	0	0	0	0	0	0	0	0	0	0	1	1	0	1
6	VSAT User	16	8	11	15	20	6	41	7	0	6	22	0	5	0	157	86	71
7	Internet (with e-mail)	13	2	3	2	6	6	7	3	3	7	12	5	1	0	70	28	42
8	Radio Paging	6	2	0	0	0	0	0	0	0	0	0	0	0	0	8	8	0
9	Fax Mail	4	2	0	0	0	0	0	0	0	0	0	0	0	0	6	6	0
10	Video Conferencing	1	0	0	0	0	0	0	0	0	0	0	0	0	0	1	1	0
11	GMPCS	0	0	0	2	0	0	0	1	0	0	0	0	0	0	3	1	2
12	Rural Telecom	0	0	0	0	1	0	0	0	1	0	0	0	0	0	2	1	1
13	Limited Mobility	0	0	0	0	0	0	2	4	4	3	35	61	0	0	109	26	83
14	Int. Trunk Telephone	0	0	0	0	0	0	0	0	2	0	0	1	1	0	4	0	3
15	Rural VSAT User	0	0	0	0	0	0	0	0	1	2	5	3	5	0	16	2	14
16	Rural ISP	0	0	0	0	0	0	0	0	0	1	5	0	0	0	6	1	5
<b>Total</b>		<b>47</b>	<b>16</b>	<b>17</b>	<b>20</b>	<b>28</b>	<b>13</b>	<b>50</b>	<b>17</b>	<b>13</b>	<b>19</b>	<b>80</b>	<b>70</b>	<b>12</b>	<b>2</b>	<b>404</b>	<b>168</b>	<b>235</b>

Source: NTA License Section



## A Glimpse of Subscriber's of Internet Service as on Shrawan, 2070

S.No.	Company Name	Dialup (PSTN +ISDN)	Wireless Modem, Optical Fiber Ethernet	Cable Modem, Cable etc.	Total
1	STM Telecom Sanchar Pvt.Ltd., Baluwatar, Kathmandu*	-	131	-	131
2	Sustainable Network Pvt.Ltd. Pulchok, Lalitpur	-	109	-	109
3	Cherry World Communication P.Ltd., New Baneshwor, Kathamandu*	-	162	18	180
4	Subisu Cablenet Pvt. Ltd. Baluwatar, Kathmandu*	-	2,470	5,973	8,443
5	Fiber Online Pvt. Ltd., Jawalakhel, Lalitpur*	-	-	474	474
6	Everest Net (Pvt) Ltd. Jawalakhel, Lalitpur*	1,370	-	-	1,370
7	Namche Networks Pvt. Ltd.*	-	10	8	18
8	Pokhara Internet Pvt. Ltd., Pokhara, Kaski*	-	-	15	15
9	Broadlink Network & Communication Pvt.Ltd., Kathmandu*	-	38,503	-	38,503
10	WorldLink Communications (Pvt.) Ltd. Jawalakhel, Lalitpur*	3,495	7,605	8,350	19,450
11	Surfin Pvt.Ltd., Putalisadak, Kathmandu*	-	34	-	34
12	I Plus Pvt. Ltd, Lazimpat*	-	-	115	115
13	Classic Tech Pvt. Ltd., Baneshwor, Kathamandu*	-	469	33	502
14	Square Networks Pvt. Ltd.*	-	15	3	18
15	Mitra Networkr Pvt.Ltd. Manbhawan, Lalitpur*	-	10	65	75
16	Japan Nepal Information Communication Technology, Kalikasthan*	152	-	-	152
17	Himalayan Online Services (Pvt) Ltd. Durbarmarg, Kathmandu*	-	266	653	919
18	Vianet communicatuins Pvt. Ltd., Sidhibhawan, Kathmandu	50	1314	100	1,464
19	Eastlink Technology Pvt. Ltd., Tripureshwor, Kathamandu*	-	211	-	211
20	Health Net Nepal, Jaya Bageswori, Kathmandu*	-	-	24	24
21	Mercantile Communication (Pvt). Ltd. DurbarMarg, Kathmandu*	5,130	455	818	6,403

22	Allied Net Link Technologies Pvt. Ltd., Marajgunj, Kathmandu	-	62	-	62
23	Satelink Nepal Pvt.Ltd., Maharajgunj, Kathmandu*	-	19	70	89
24	Net Max Technologies P. Ltd, Anamnagar, Kathmandu	-	3076	48	3,124
25	Zentech International*	-	139	-	139
26	Eastern Networks Pvt. Ltd., Naxal, Kathmandu*	-	-	206	206
27	Web Surfer Nepal Company. System Pvt. Ltd. Naxal, Kathmandu*	-	5,464	566	6,030
28	Radius Communication Pvt.Ltd., Putalisadak, Kathmandu*	-	-	136	136
29	Netplus Technology Pvt.Ltd*	-	36	136	172
<b>Total</b>		<b>10,197</b>	<b>60,560</b>	<b>17,811</b>	<b>88,568</b>

\* Those ISP who did not submit the data for the month of Shrawan.