


X Year Issue 49th Vol. 97

Mangsir, 2069 (16 November -15 December, 2012)

Nepal Telecommunications Authority



Management Information System

Published in
Magh, 2069 (February, 2013)

P.O. Box No. 9754
Bluestar Office Complex
Tripureshwor, Kathmandu, Nepal
Tel.: +977-1-43101030-38
Fax: +977-1-4101034
E-mail: ntra@nta.gov.np, info@nta.gov.np
URL: www.nta.gov.np

1. Telecom Statistics at a glance (as of Mangsir, 2069, 15 December, 2012)

1.1 Available Voice Telephony Services

Services Operators	Fixed		Mobile		Others		Total
	PSTN	WLL	GSM	CDMA	LMS	GMPCS	
NDCL	633,370	118,052	6,729,504	833,367	-	-	8,314,293
UTL	-	71,531	-	-	602,598	-	674,129
NCELL	-	-	9,045,751	-	-	-	9,045,751
STM	5,202	-	-	-	155	-	5,357
NSTPL*	-	2,950	-	-	146,758	-	149,708
STPL	598	-	-	-	521,401	-	521,999
Others	-	-	-	-	-	1,742	1,742
Total	639,170	192,533	15,775,255	833,367	1,270,912	1,742	18,712,979
	831,703		16,608,622		1,272,654		
Tele-Density							
Services					Penetration Rate %		
Fixed					3.13		
Mobile					62.68		
Others (LM, GMPCS)					4.80		
Total					70.61		

Population of Nepal 26,494,504 (Source: cbs.gov.np/ Census 2011)

* Those Voice Operators who did not submit the data for the month of Mangsir.

1.2 Data/Internet Services

Services	Subscribers				Total
	NDCL	UTL	NCELL	ISPs	
Dialup (PSTN +ISDN)	4,966	-	-	10,547	15,513
Wireless Modem, Optical Fibre Ethernet	-	-	-	49,960	49,960
Cable Modem	-	-	-	18,158	18,158
ADSL	103,324	-	-	-	103,304
GPRS,EDGE,WCDMA	2,369,625	-	2,915,405	-	5,285,030
CDMA 1X, EVDO	136,573	85,279	-	-	221,852
WiMAX	76	-	-	-	76
Total	2,614,564	85,279	2,915,405	78,665	5,693,913
Internet Penetration Rate %					21.49

1.3 Public Call Centres (PCO)

Services	Subscribers
Rural PCO's of STM Telecom Sanchar Pvt. Ltd.	2,032
Rural PCO's of SMART Telecom Pvt. Ltd.	598
Total	2,630

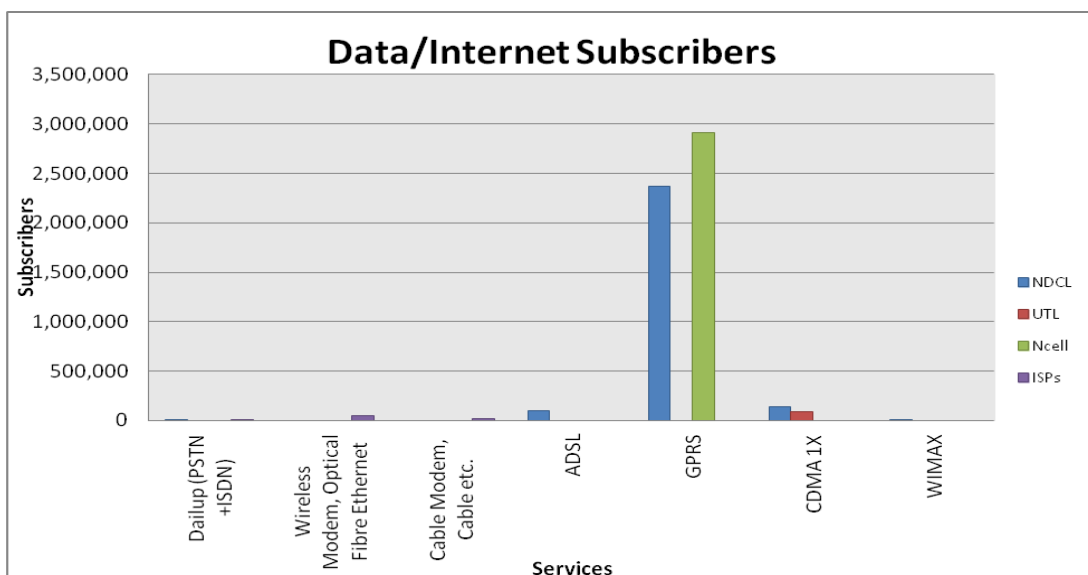
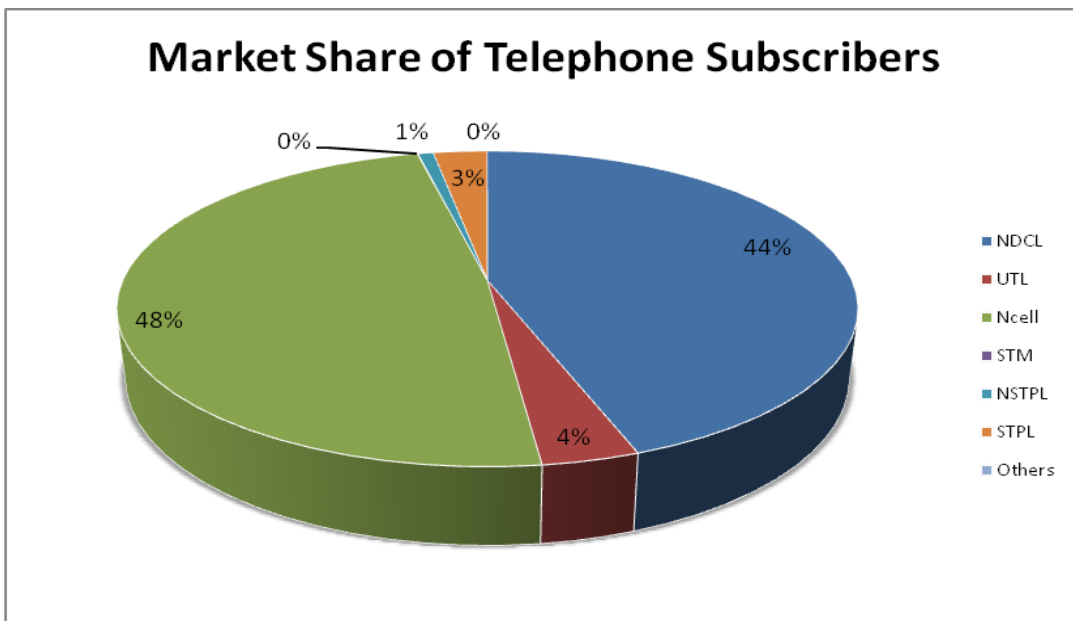
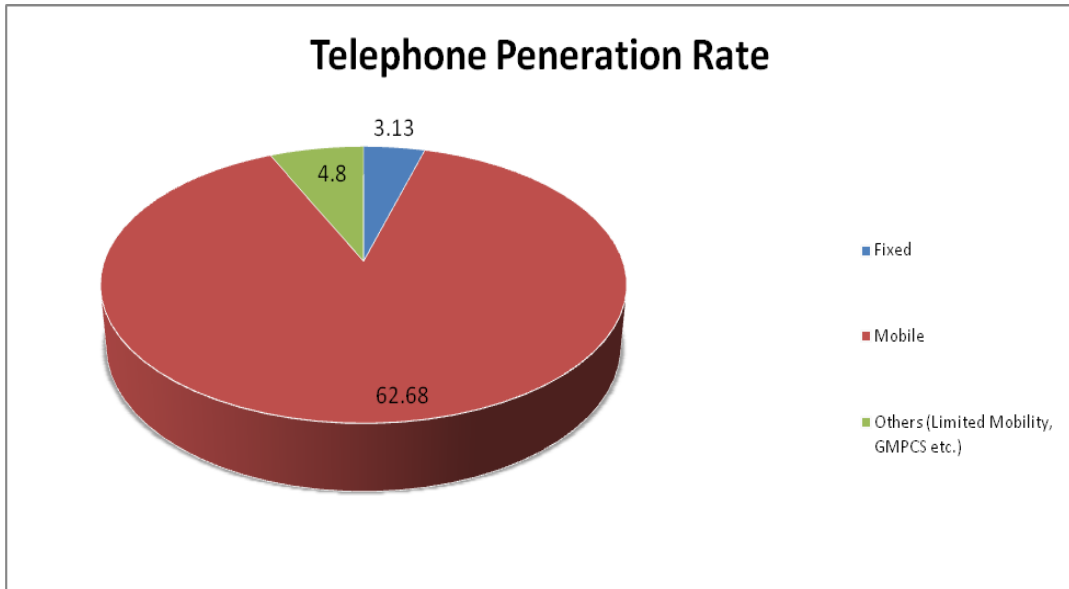
NDCL- Nepal doorsanchar Company limited

UTL- United Telecom Limited

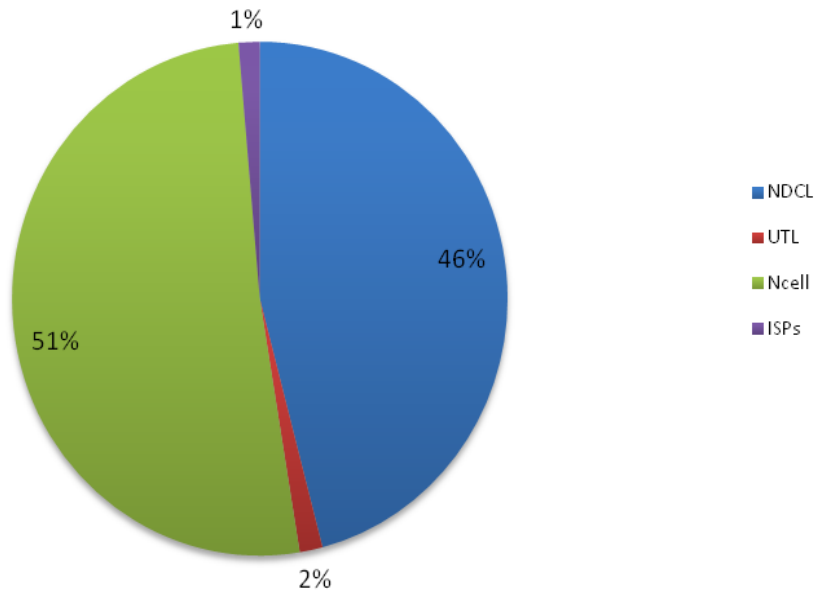
STM- STM Telecom Sanchar Pvt.Ltd

NSTPL- Nepal Satellite Telecom Pvt.Ltd

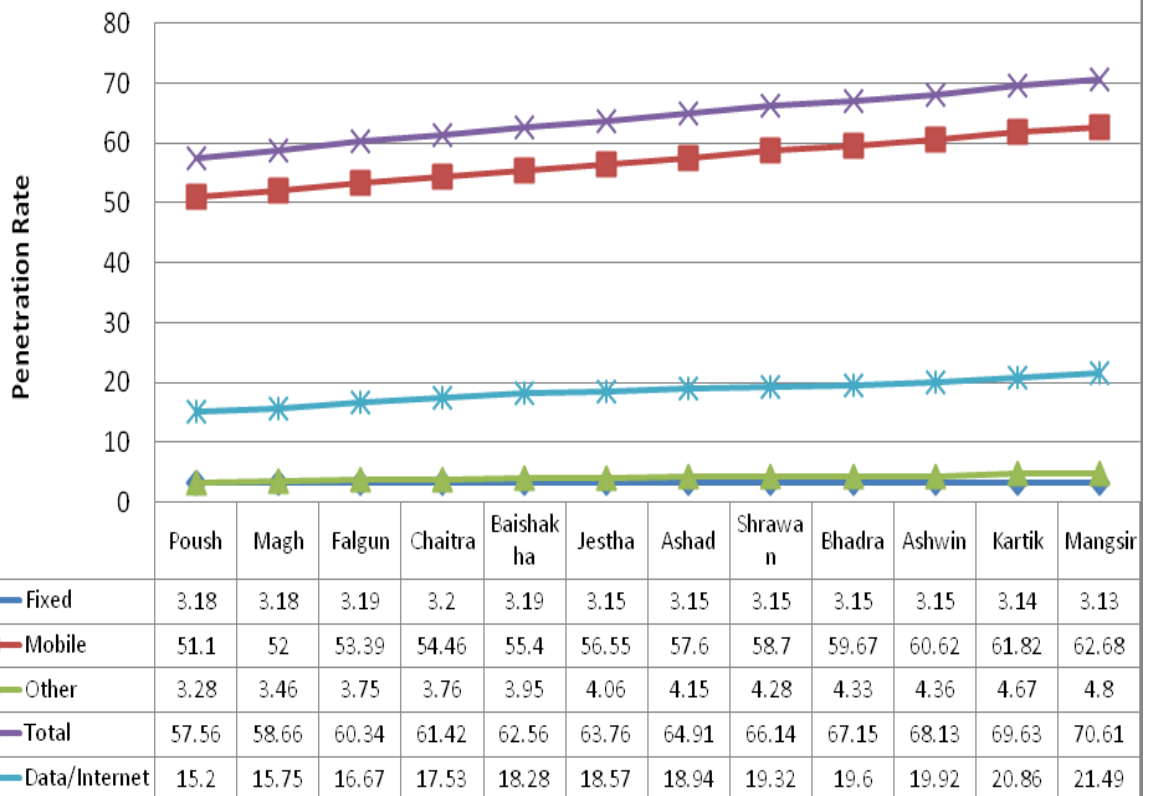
STPL- Smart Telecom Pvt.Ltd



The market share of data/internet subscribers

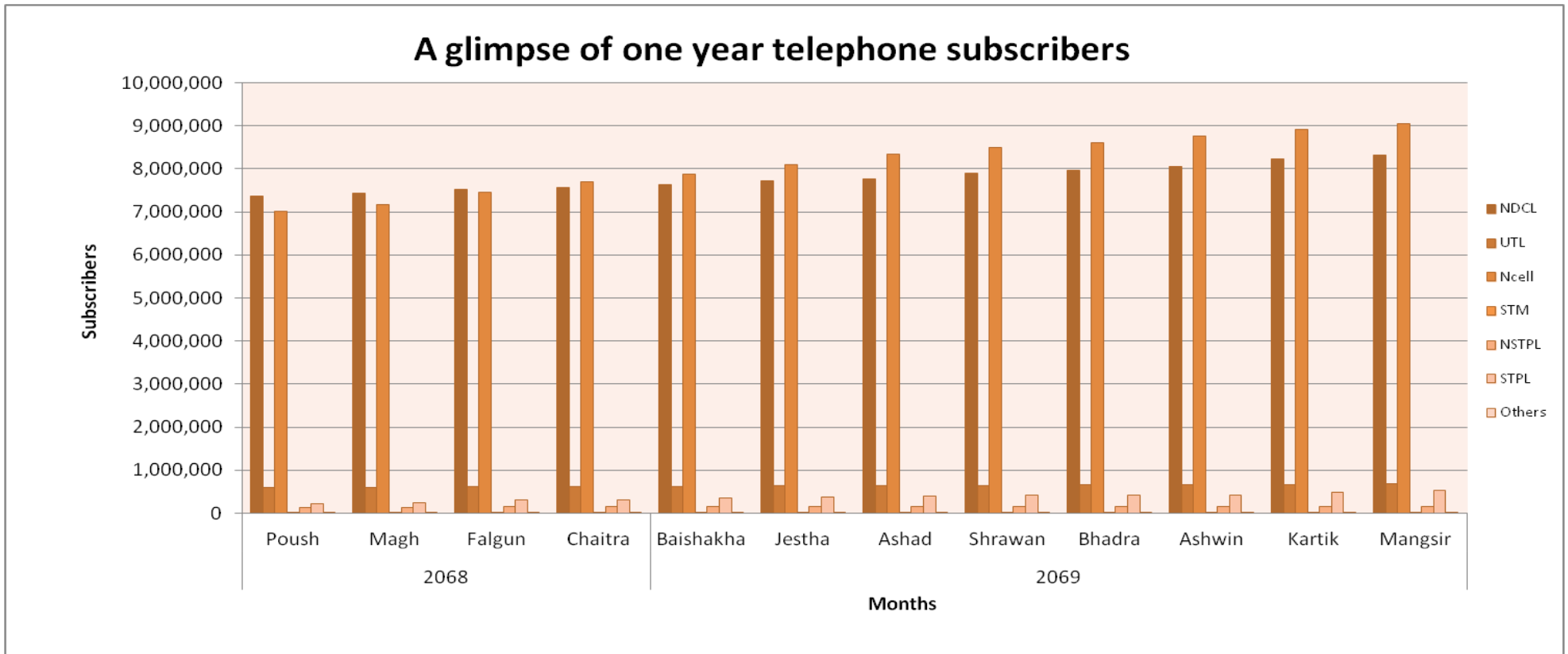


Growth Trend of Voice Telephone and Data Service Penetration



A glimpse of one year telephone subscribers

S.No.	Operators	2068				2069							
		Poush	Magh	Falgun	Chaitra	Baishakha	Jestha	Ashad	Shrawan	Bhadra	Ashwin	Kartik	Mangsir
1	NDCL	7,364,268	7,435,929	7,522,136	7,570,860	7,633,794	7,715,633	7,756,318	7,893,618	7,964,044	8,062,322	8,220,520	8,314,293
2	UTL	597,324	604,568	613,801	616,392	623,869	631,232	637,304	645,000	653,637	660,651	667,594	674,129
3	Ncell	7,008,777	7,178,008	7,463,071	7,699,070	7,888,010	8,101,779	8,338,065	8,492,497	8,603,223	8,757,281	8,912,643	9,045,751
4	STM	5,332	5,336	5,336	5,336	5,344	5,344	5,347	5,352	5,354	5,356	5,356	5,357
5	NSTPL	136,507	140,395	146,319	146,319	146,319	146,319	146,319	149,708	149,708	149,708	149,708	149,708
6	STPL	213,228	250,926	311,227	311,227	355,914	377,227	395,736	419,445	419,445	419,445	493,544	521,999
7	Others	1,742	1,742	1,742	1,742	1,742	1,742	1,742	1,742	1,742	1,742	1,742	1,742



1.4 Quality of Service Report for the Month of Mangsir, 2069 (15 December, 2012)

Network Performance & Billing Complaints

S. No.	Parameter	Benchmark	NDCL	NCELL	UTL	STM	SMART	NSTPL
1.	Service Access Delay (in seconds)	< 15sec	NS	NS	NS	NS	6 Sec	NS
2.	Call Set Up Success Rate (CSSR)	> 90%	NS	NS	NS	NS	96.10%	NS
3.	Call Drop Ratio (CDR)	< 3%	NS	NS	NS	NS	1.34%	NS
4.	Point of Interconnection (POI) Congestion with (National)	<1%	NS	NS	NS	NS	6.15%	NS
	POI with NDCL		NA	NS	NS	NS	NS	NS
	POI with NCELL		NS	NA	NS	NS	NS	NS
	POI with UTL		NS	NS	NA	NS	NS	NS
	POI with SmartTel		NS	NS	NS	NS	NA	NS
	POI with STM		NS	NS	NS	NS	NS	NS
	POI with NSTPL		NS	NS	NS	NS	NS	NS
5.	Point of Interconnection (POI) Congestion with (International)	<1%	-	-	-	NS	-	-
	POI with NDCL		NA	NS	NS	NS	NS	NS
	POI with NCELL		NS	NA	NS	NS	NS	NS
	POI with UTL		NS	NS	NA	NS	NS	NS
	POI with SmartTel		NS	NS	NS	NS	NA	NS
	POI with STM		NS	NS	NS	NS	NS	NS
	POI with NSTPL		NS	NS	NS	NS	NS	NS
6.	(i) % of calls answered (electronically) IVR		-	NS	-	-	-	-
	Within 30 sec	80%	NS	NS	NS	NS	NS	NS
	Within 60 sec	90%	NS	NS	NS	NS	NS	NS

	(ii) % of calls answered by Operator (Voice to Voice)		-	NS	NS	NS	-	-
	Within 60 sec	80%	NS	NS	NS	NS	85%	NS
	Within 90 sec	90%	NS	NS	NS	NS	NS	NS
7.	GOS on Air Interface	< 5% short Term	NS	NS	NS	NS	3.79%	NS
		< 10 % Long Term	NS		NS	NS	NS	NS
8.	GOS on MSC - BSC Interface	< 1 %	NS	NS	NS	NS	0	NS
9.	Billing complaints per 1000 bills issued per month	< 1 %	NS	NS	NS	NS	NS	NS
10.	% of billing complaints cleared within a month	>99%	NS	NS	NS	NS	100%	NS

PoI - Point of Interconnection

NDCL - Nepal Doorsanchar Company Limited

Ncell - Ncell Private Limited

UTL - United Telecom Limited

STM - STM Telecom Sanchar Private Limited

SMART - Smart Telecom Private Limited

NSTPL - Nepal Satellite Telecom Private Limited

FWT - Fixed Wireless Terminal

LM - Limited Mobility

GoS - Grade of Service

MSC - Mobile Switching Center

BSC - Base Station Controller

IVR - Interactive Voice Response

NA - Not Applicable

NS - Not Submitted

1.5 Licence issued by NTA* (Existing as of Mangsir ,2069, 15 December, 2012)

S.No.	Name of the Services	Number of the licensee
1.	Basic Telecommunications	3
2.	GSM Cellular Mobile	2
3.	Network Service Provider	7
4.	VSAT User	71
5.	Internet (With E-mail)	42
6.	GMPCS	2
7.	Rural Telecom	2
8.	Limited Mobility	108
9.	International Trunk Telephone	4
10.	Rural VSAT User	16
11.	Rural Internet Service Provider	6
	Total	263

* Year wise licensing activity of NTA is shown in Appendix-1

2. NTA Activities

2.1 Type Approval Certificate:

The type approval certificates for 50 GSM Mobile Handsets, 3 CDMA Mobile Handsets, 2 Short Range Devices, 3 GSM Devices and 1 CDMA GSM Devices have been issued during the month of Mangsir.

2.2 Foreign Currency Recommendation: Recommendation for Payment of Bandwidth Cost: NTA, pursuant to section 35 of Telecommunication Act, 1997, recommended to MOIC to avail Foreign Exchange facility to the licensees for the payment of Bandwidth cost to an aggregated amount of NRs. 265,610,918.80 in the month of Mangsir.

Recommendation for Import of Telecommunications Equipment: During the month of Mangsir recommendation for the import of Telecommunications equipment amounting to a total of NRs. 50,100,318.24 had been made by NTA.

2.3 License Renewal:

S.No.	Name of Licensee	Service	Date (mm/dd/yy)
1.	United Telecom Limited, Putalisadak, Kathmandu (Chitwan)	Limited Mobility	8/14/2069
2.	Hotlink Nepal Pvt. Ltd. Charchil Complex, Bagdarbar, Kathmandu	Internet/Email	8/23/2069

2.4 License Cancellation:

S.No.	Name of Licensee	Service	Date (mm/dd/yy)
1.	B.P. Koirala Institute of Health Science	VSAT User	8/17/2069

2.5 Human Resource and Capacity Building:

a) National Training, Seminar, Study and Observation Tours/Visit: X

b) International Training, Seminar, Study and Observation Tours/Visit: X

3. NTA's Major Decisions during the month of Mangsir 2069: N/A

4. List of the members of Nepal Telecommunications Authority

S.No.	Members Name	Designation	Date of Appointment
1.	Mr. Girindra Raj Adhikari	Member	2065/09/17
2.	Mr. Mahesh Prasad Adhikari	Member	2068/11/04
3.	Mr. Anil Kumar Dhungel	Member	2068/11/04
4.	Mr. Dhana Raj Gyawali	Member	2069/08/19

For Details Contact :

Mr. Arjun Ghimire

Deputy Director

Mr. Sandip Adhikari

Assistant Director

Consumer and Economic Analysis Section

Bluestar Office Complex,

Tripureshwor, Kathmandu

Phone No.: +977-1-4101030-38 (Ext. 243, 224)

Fax No.: +977-1-4101034

E-mail: aghimire@nta.gov.np, sadhikari@nta.gov.np

URL: www.nta.gov.np

NTA Licensing Activity at a glance as of 15 August 2012 (End of Ashad 2069)

S. No.	Services	Fiscal Year														Existing	
		Till 056/57	057/58	058/59	059/60	060/61	061/62	062/63	063/64	064/65	065/66	066/67	067/68	068/69	Total		License Cancelled
1	Basic Telecommunication	0	1	0	1	0	0	0	0	1	0	0	0	0	3	0	3
2	GSM Mobile	1	0	0	0	0	1	0	0	0	0	0	0	0	2	0	2
3	Network Service Provider	6	1	3	0	1	0	0	2	1	0	1	0	0	15	8	7
4	VSAT User	16	8	11	15	20	6	41	7	0	6	22	0	5	160	80	80
5	Internet (with e-mail)	13	2	3	2	6	6	7	3	3	7	12	5	1	70	29	41
6	Radio Paging	6	2	0	0	0	0	0	0	0	0	0	0	0	8	8	0
7	Fax Mail	4	2	0	0	0	0	0	0	0	0	0	0	0	6	6	0
8	Video Conferencing	1	0	0	0	0	0	0	0	0	0	0	0	0	1	1	0
9	GMPCS	0	0	0	2	0	0	0	1	0	0	0	0	0	3	0	3
10	Rural Telecom	0	0	0	0	1	0	0	0	1	0	0	0	0	2	0	2
11	Limited Mobility	0	0	0	0	0	0	2	4	4	3	35	61	0	109	1	108
12	Int. Trunk Telephone	0	0	0	0	0	0	0	0	2	0	0	1	1	4	0	4
13	Rural VSAT User	0	0	0	0	0	0	0	0	1	2	5	3	5	18	0	18
14	Rural ISP	0	0	0	0	0	0	0	0	0	1	5	0	0	6	0	6
Total		47	16	17	20	28	13	50	17	13	19	80	70	12	407	133	274

Source: NTA License Section

A Glimpse of Subscriber's of Internet Service as on Mangsir, 2069

S.No.	Company Name	Dialup (PSTN +ISDN)	Wireless Modem, Optical Fiber Ethernet	Cable Modem, Cable etc.	Total
1	STM Telecom Sanchar Pvt.Ltd., Baluwatar, Kathmandu	-	130	-	130
2	Sustainable Network Pvt.Ltd. Pulchok, Lalitpur	-	111	-	111
3	Cherry World Communication P.Ltd., New Baneshwor, Kathamandu*	-	162	18	180
4	Subisu Cablenet Pvt. Ltd. Baluwatar, Kathmandu*	-	2,470	5,973	8,443
5	Fiber Online Pvt. Ltd., Jawalakhel, Lalitpur*	-	-	474	474
6	Everest Net (Pvt) Ltd. Jawalakhel, Lalitpur*	1,370	-	-	1,370
7	Namche Networks Pvt. Ltd.*	-	10	8	18
8	Pokhara Internet Pvt. Ltd., Pokhara, Kaski*	-	-	15	15
9	Broadlink Network & Communication Pvt.Ltd., Kathmandu	-	33,079	-	33,079
10	WorldLink Communications (Pvt.) Ltd. Jawalakhel, Lalitpur*	3,495	7,605	8,350	19,450
11	Surfin Pvt.Ltd., Putalisadak, Kathmandu*	-	34	-	34
12	I Plus Pvt. Ltd, Lazimpat*	-	-	115	115
13	Classic Tech Pvt. Ltd., Baneshwor, Kathamandu*	-	469	33	502
14	Square Networks Pvt. Ltd.*	-	15	3	18
15	Mitra Networkr Pvt.Ltd. Manbhawan, Lalitpur*	-	10	65	75
16	Japan Nepal Information Communication Technology, Kalikasthan*	152	-	-	152
17	Himalayan Online Services (Pvt) Ltd. Durbarmarg, Kathmandu*	-	266	653	919
18	Vianet communicatuins Pvt. Ltd., Sidhibhawan, Kathmandu	400	614	447	1,461
19	Eastlink Technology Pvt. Ltd., Tripureshwor, Kathamandu*	-	245	-	245
20	Health Net Nepal, Jaya Bageswori, Kathmandu*	-	-	24	24
21	Mercantile Communication (Pvt). Ltd. DurbarMarg, Kathmandu*	5,130	455	818	6,403

22	Allied Net Link Technologies Pvt. Ltd., Marajgunj, Kathmandu*	-	57	-	57
23	Satelink Nepal Pvt.Ltd., Maharajgunj, Kathmandu*	-	19	70	89
24	Net Max Technologies P. Ltd, Anamnagar, Kathmandu*	-	62	43	105
25	Zentech International*	-	139	-	139
26	Eastern Networks Pvt. Ltd., Naxal, Kathmandu*	-	-	206	206
27	Web Surfer Nepal Company. System Pvt. Ltd. Naxal, Kathmandu*	-	3,972	571	4,543
28	Radius Communication Pvt.Ltd., Putalisadak, Kathmandu*	-	-	136	136
29	Netplus Technology Pvt.Ltd*	-	36	136	172
Total		10,547	45,960	18,158	78,665

* Those ISP who did not submit the data for the month of Mangsir.